



# SQA Surface Mounted Lighting

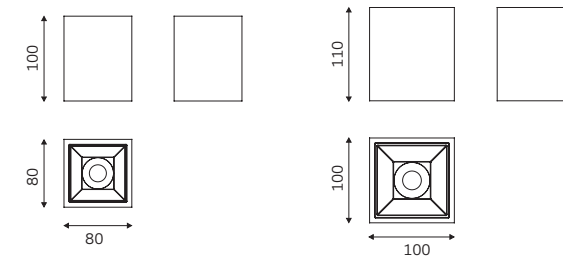
Surface Mounted 80 | 100



## SQA Surface Mounted Lighting



SQA 80 92.08011 SQA 100 92.10013



### Body

Square surface mounted lighting, CNC machining, luminaire surface can support electroplating treatment.

With anti-glare and high efficiency optics.

Classic and durable, suitable for spaces with restricted ceiling heights.

### Accessories

Honeycomb louvre, Linear Spread glass, Spread glass, glass.

### Finish

Black or white colour.

### LED sources

Light source: COB LED  
CRI: 90 | CCT: 3000K, 4000K  
Other CRI and CCT options available on request.

### Optic

Lens.  
Narrow, medium and wide beam angle available.


### Driver

Supplied with internal driver.


### Applications

Mainly for spaces with restricted floor heights, such as clothing shops, furniture shops and other brand boutiques, car displays, jewelry, star hotels, high-end clubs, museums, chain stores, brand sales halls, professional windows, counters and other accent lighting places.


### Suitable Accessories



Linear Spread glass



Glass



Honeycomb louvre

Code Ordering Example: 9 2 . 0 8 0 1 1 - 9 0 3 0 1 7 D 0 1 0

	Product Code	Light Source Code	>CRI	CCT	LED Power	Nominal Lumen	Beam Angle (BA)	Driver Options	Finish
SQA 80 Surface Mounted Fixed	92.08011 CA	COB LED	90	30	3000K	10W	450 lm	D0 No Dim	10 □ WH
			40	4000k		472 lm	20 ■ BK		
SQA 100 Surface Mounted Fixed	92.10013 CA	COB LED	90	30	3000K	15W	700 lm	D0 No Dim	10 □ WH
			40	4000k		735 lm	20 ■ BK		