



UTH Surface Mounted Lighting

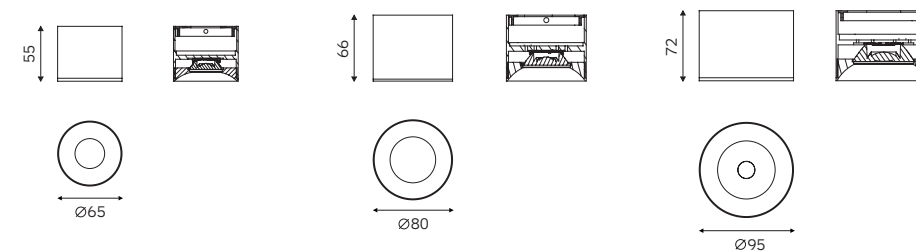
Surface Mounted 65 | 80 | 95



UTH Surface Mounted Lighting



UTH 65 91.06511 UTH 80 91.08011 UTH 95 91.09511



Body

Ultra-thin round surface mounted light, CNC machining, luminaire surface can support electroplating treatment.

With anti-glare and high efficiency optics.

Classic and durable, suitable for spaces with restricted ceiling heights.

Accessories

Honeycomb louvre, Linear Spread glass, glass.

Finish

Black or white colour.

LED sources

Light source: COB LED
CRI: 90 | CCT: 3000K, 4000K
Other CRI and CCT options available on request.

Optic

Lens.
Narrow, medium and wide beam angle available.


Driver

Supplied with internal driver.

Applications

Mainly for spaces with restricted floor heights, such as clothing shops, furniture shops and other brand boutiques, car displays, jewelry, star hotels, high-end clubs, museums, chain stores, brand sales halls, professional windows, counters and other accent lighting places.


Suitable Accessories



Linear Spread glass



Glass



Honeycomb louvre

Code Ordering Example: 9 1 . 0 6 5 1 1 - 9 0 3 0 1 7 D 0 1 0

	Product Code	Light Source Code	>CRI	CCT	LED Power	Nominal Lumen	Beam Angle (BA)	Driver Options	Finish
UTH 65 Surface Mounted Fixed	91.06511 CA	COB LED	90	30	3000K	6W	420 lm	D0 No Dim	10 <input type="checkbox"/> WH
			40	4000k		435 lm	20 <input type="checkbox"/> BK		
UTH 80 Surface Mounted Fixed	91.08011 CA	COB LED	90	30	3000K	10W	750 lm	D0 No Dim	17°/24°/37°
			40	4000k		800 lm			
UTH 95 Surface Mounted Fixed	91.09511 CA	COB LED	90	30	3000K	15W	1150 lm	D0 No Dim	17°/24°/37°
			40	4000k		1230 lm			